

Family and Friends 1

Workbook

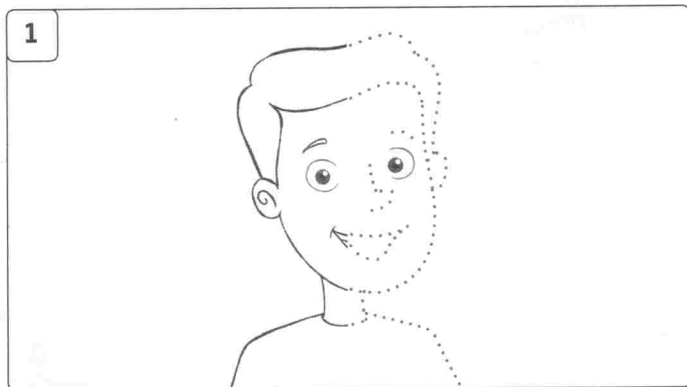


Naomi Simmons


OXFORD

Lesson One


1 Trace and circle.



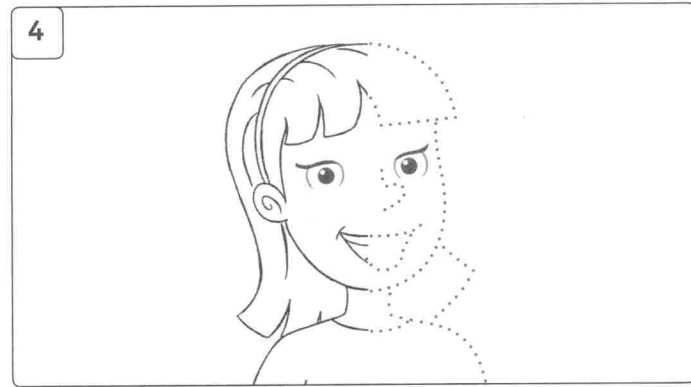
My name's **Tim** / Billy.



My name's **Rosy** / Billy.




My name's **Miss Jones** / Tim.



My name's **Miss Jones** / Rosy.

2 Draw yourself and write.





What's your name?

My name's _____.

1 Write.

name you I'm Bye Hello Tim



2 Match.



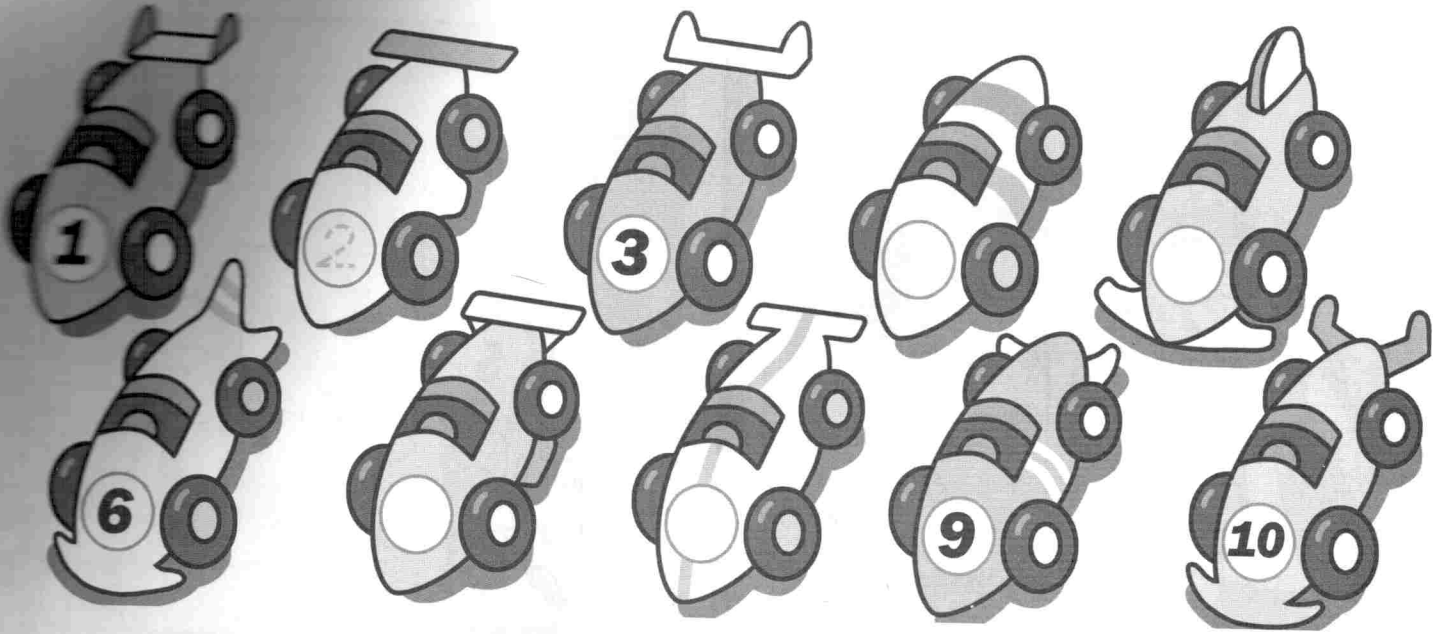
- 1 Hello. b
- 2 How are you?
- 3 What's your name?
- 4 Goodbye.

- a Bye.
- b Hello.
- c I'm fine.
- d My name's Tim.

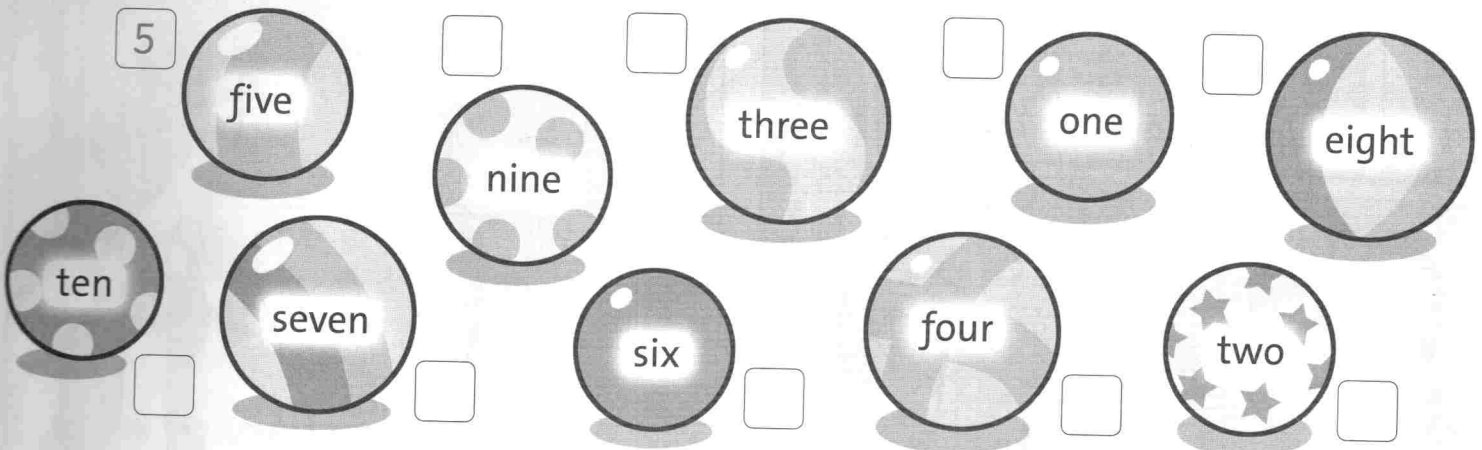


Lesson Three


1 Write. Then point and say.



2 Write the numbers.




3 Write.

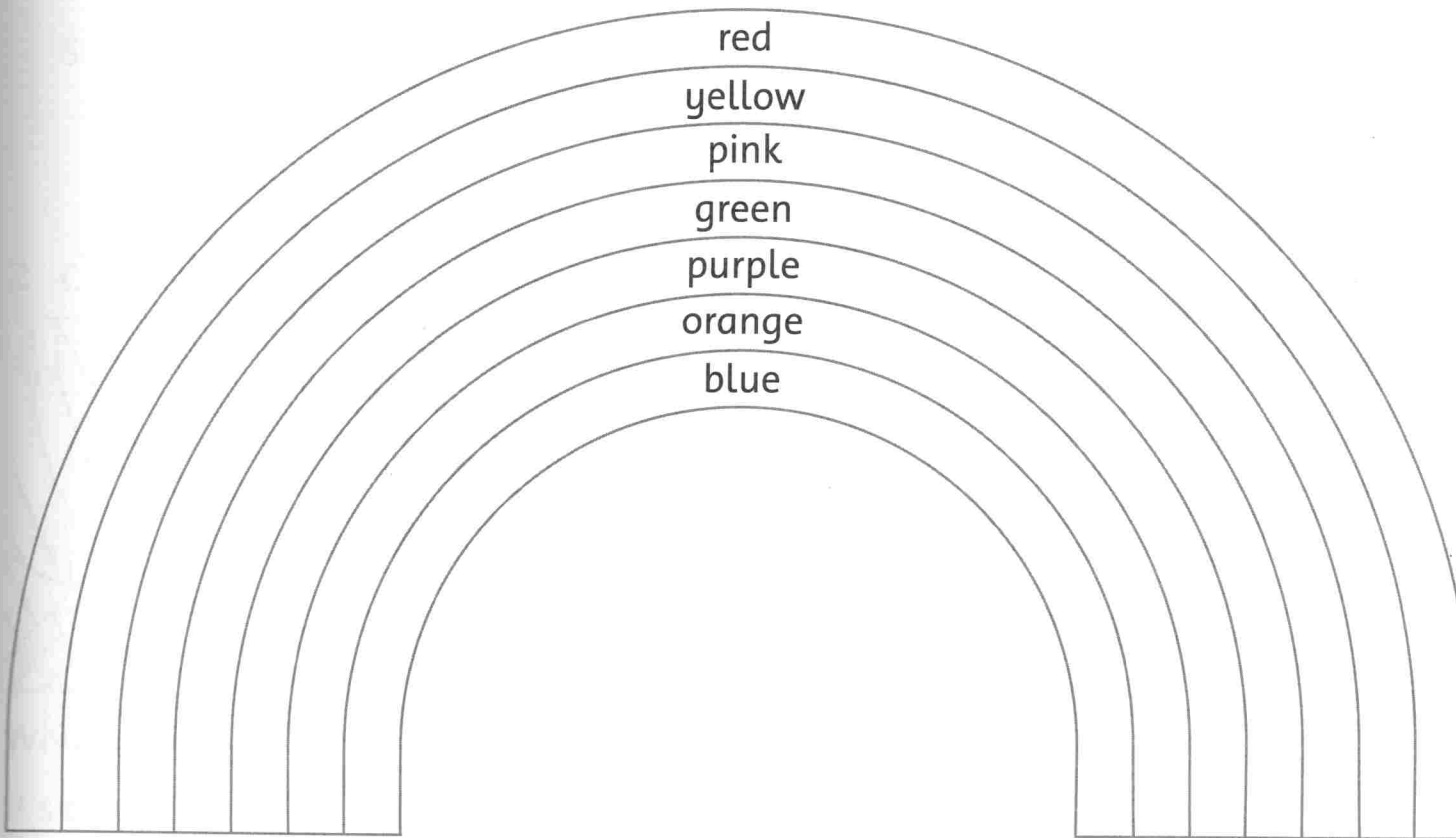


1 Write.

S W M T F ~~S~~ T



2 Read and colour.



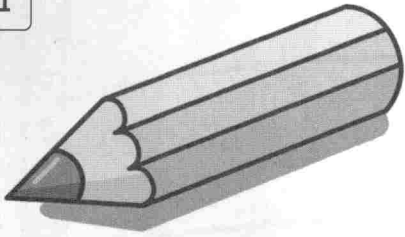
1

What's this?

Lesson One Words


1 Circle the correct word.

1




book / pencil

2



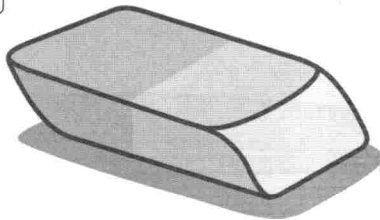
book / ruler

3



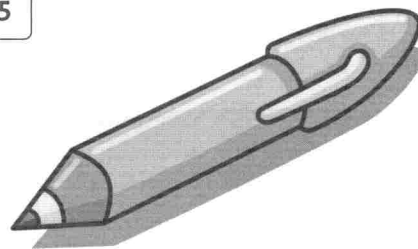
ruler / rubber

4




rubber / pen

5



book / pen

2 Write.



1 ruler

2 p _____

3 b _____

4 r _____

5 p _____

1 Order the words. Match.

1 pen. It's a

It's a pen. b

2 It's ruler. a

_____ .

3 pencil. a It's


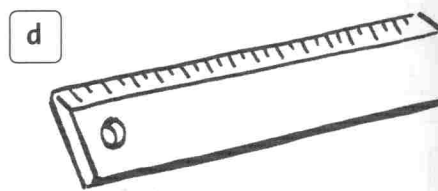
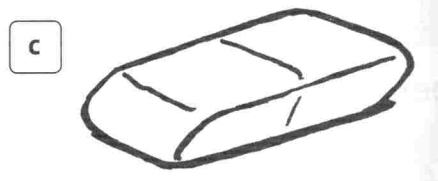
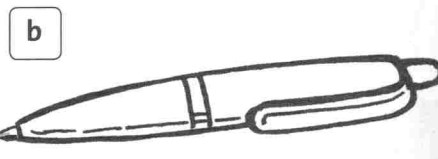
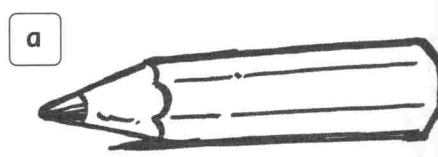
_____ .

4 book. It's a


_____ .

5 a rubber. It's

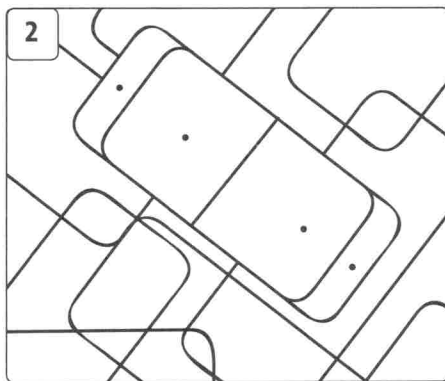
_____ .



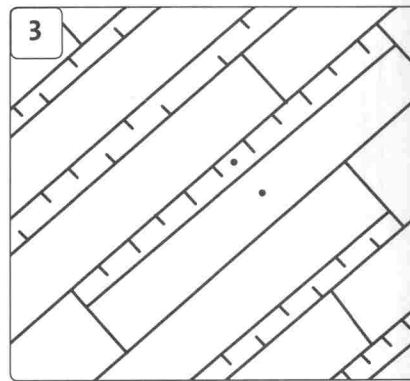
2 Colour and write.



What's this?
It's a pencil .



What's _____ ?
It's _____ .

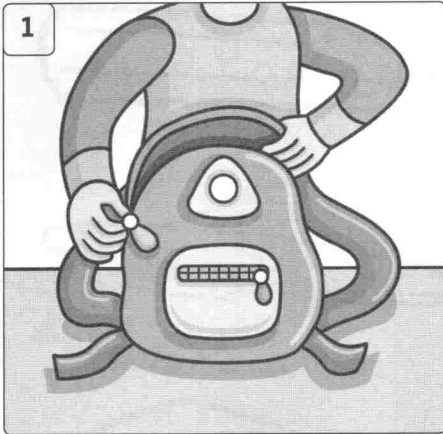


What's _____ ?
It's _____ .

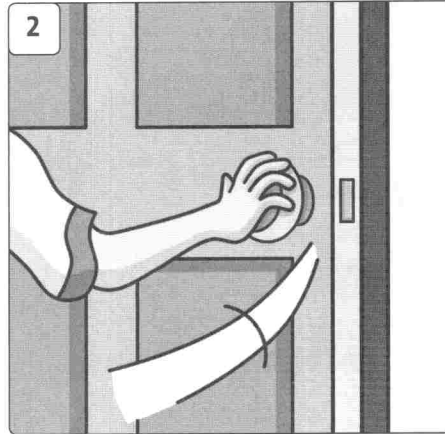
Lesson Three Words

1 Write.

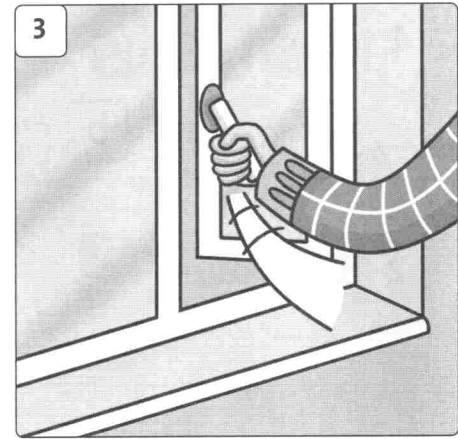
door window ~~bag~~



Open the bag.



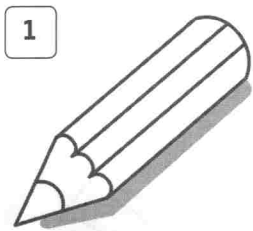
Close the _____.



Open the _____.

2 Look and write.

door window pen bag ~~pencil~~ book ruler

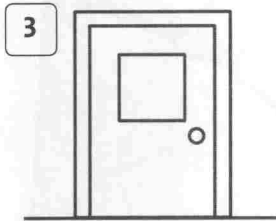



1 p e n c i l

2 [] [] o []

3 [] o [] []

4 [] [] l [] []



t

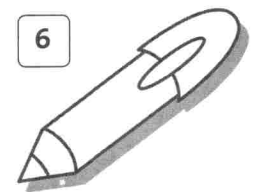
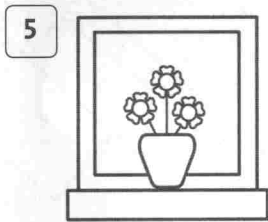
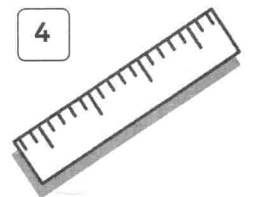
h

5 [] i [] [] [] [] []

6 [] [] n []

7 [] [] g []


s




1 Trace the correct sound.




a c



d c




d a




b a


2 Write.




a pple



ird



at



og

3 Read and write the letters a, b, c and d.



The c at likes irds.

The og likes pples.

Here's the at with the ird.

Here's the og with the pple.



4 Match.

A

B

C

D

c

a

d

b

Reading

1 Circle the correct word and write.

1

My name's Emma.Sally Sue Emma


2



This is my school _____.

book ruler bag

3



It's a _____.

pen rubber bag

4



And this is a blue _____.

book ruler pencil

5



And a red _____.

pen pencil rubber

2 Read and colour.

This is my pencil case.

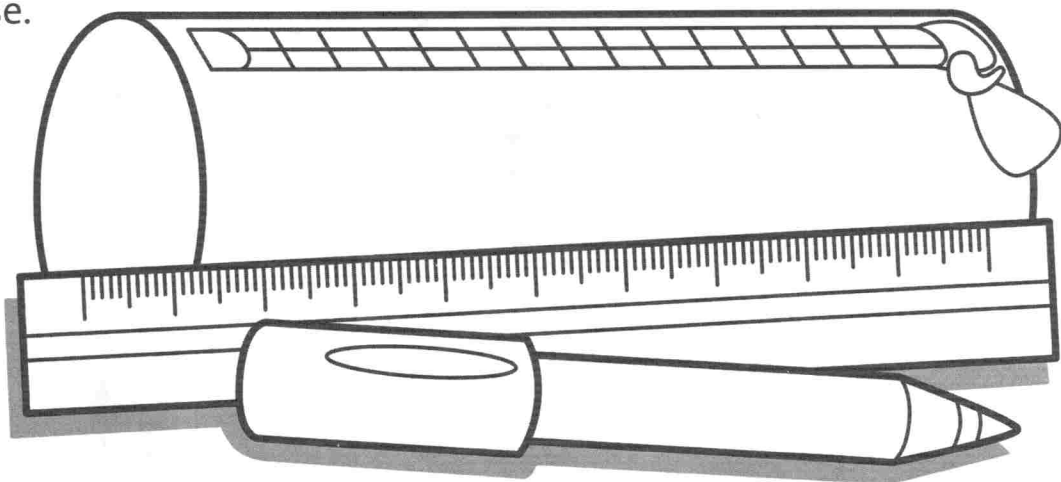
It's green.

This is my pen.

It's red.

This is my ruler.

It's yellow.



Writing

1 Count the words and write.

- | | | | |
|--------------------------|-------|----------------------|-------|
| 1 Open your book. | 3 | 2 It's blue. | _____ |
| 3 Look at this. | _____ | 4 This is Emma. | _____ |
| 5 This is my school bag. | _____ | 6 Look at the train. | _____ |

About me!

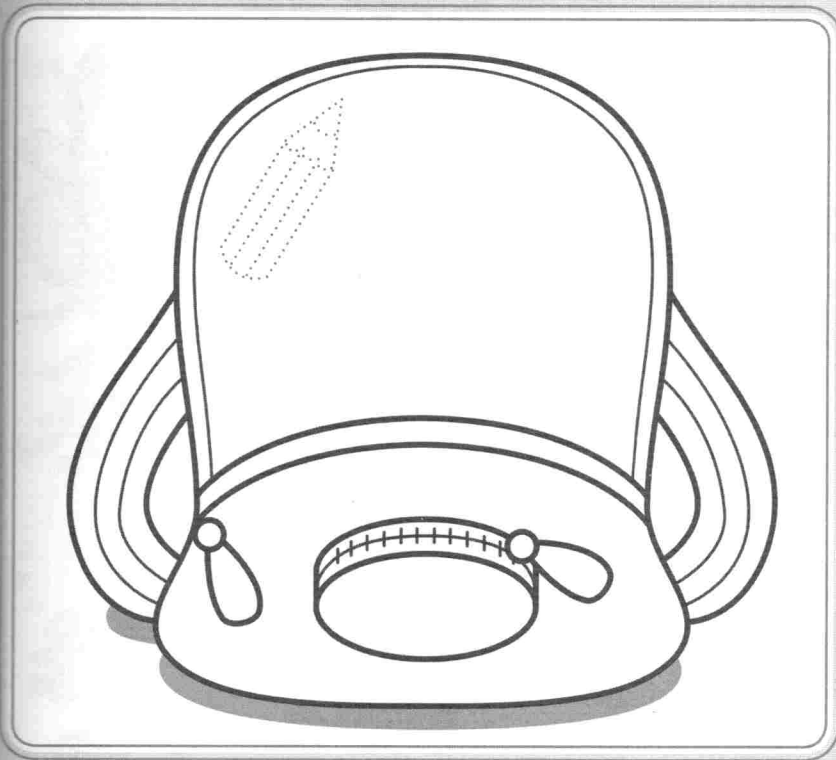
2 Look at your school things. Write the colours.

red yellow blue green pink purple orange

pen _____ pencil _____ rubber _____
 bag _____ ruler _____ book _____

3 Draw, colour and write about three of your school things.


This is a pencil. It's blue.



This is a _____
 It's _____
 This is a _____
 It's _____
 This is a _____
 It's _____

Lesson One Words

1 Number the picture.




- | | |
|---|--------|
| 1 | teddy |
| 2 | car |
| 3 | doll |
| 4 | puzzle |
| 5 | ball |


2 Look at the picture above. Read and colour.

The ball is green. The teddy is orange. The car is red.


3 Write.




It's a ball.



It's a _____.



It's a _____.




It's a _____.



It's a _____.




1 Look at the pictures and match. Then write.



This is my puzzle.



This is _____ ball.



This _____ doll.




_____ teddy.

2 Write.


Yes, it is. No, it isn't.



1 Is it a doll?
Yes, it is.



2 Is it a teddy?
_____, _____.




3 Is it a puzzle?
_____, _____.




4 Is it a ball?
_____, _____.

1 Trace and write.

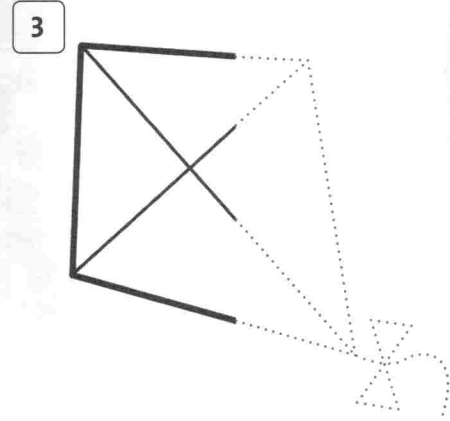
train ~~bike~~ kite



This is my bike.




This is my _____.




This is my _____.

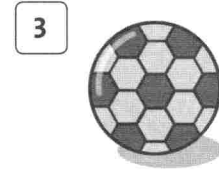
2 Find and circle the words. Then write.




puzzle



b _____



b _____




t _____


t	e	d	d	y	p
★	k	c	a	r	u
b	i	k	e	★	z
a	t	★	★	★	z
l	e	★	★	★	l
l	d	o	l	l	e
t	r	a	i	n	★




d _____



k _____




t _____

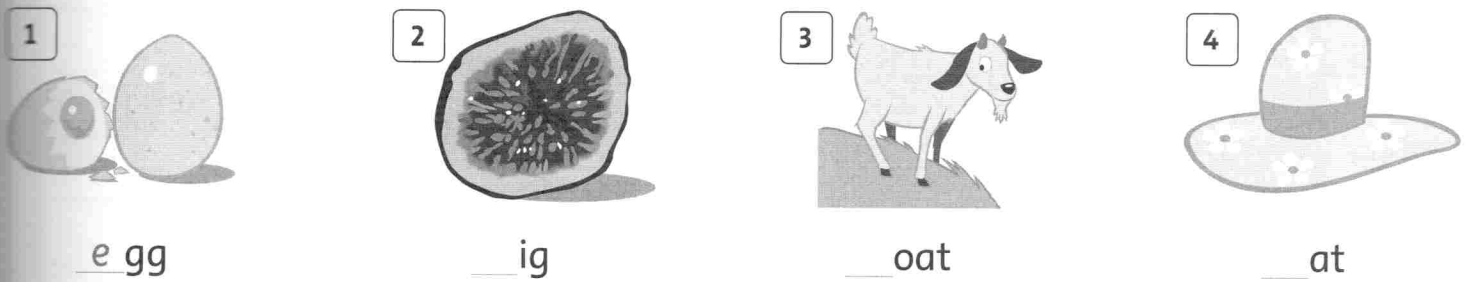


c _____

1 Say the sound. Say the words. Colour the correct picture.



2 Write.




3 Read and write the letters *e*, *f*, *g* and *h*.



There's an egg with a blue hat.
 Look, the goat's got a hat.
 The goat likes onions.




4 Match.



Reading

1 Read again and write T (true) or F (false).



My Favourite ...


What's my favourite toy,
My favourite one of all?
Is it my train? Is it my car?
No, it's my yellow ball.

What's my favourite colour?
You may like it too.
Is it green? Is it red?
No, it's the colour blue.

What's my favourite animal?
It's furry and it's fat.
Is it a dog? Is it a goat?
No, it's a lovely cat.

Tom, age 7

- 1 My favourite toy is a car. F
- 2 My favourite toy is a ball.
- 3 My ball is green.
- 4 My ball is yellow.
- 5 My favourite colour is blue.
- 6 My favourite colour is red.
- 7 My favourite animal is a dog.
- 8 My favourite animal is a cat.



2 Write the words in the correct box.

train green red goat ball dog car cat blue

toys

train

colours

animals

Writing

1 Circle the words. Write the sentences and match.

1 This is my bike.

This is my bike.

b




2 Open the door.

_____ .



3 This is my red ball.

_____ .



4 Close the window.

_____ .




About me!

2 Circle your toys. Underline your favourite toy.

bike car train doll teddy puzzle kite ball

3 Draw and write about your toys.



This is my _____ .

This is _____ .

This _____ .

This _____ .

My favourite toy is a _____ .

Lesson One Words

1 Number the picture.





- 1 leg
- 2 face
- 3 ear
- 4 nose
- 5 arm

2 What's next? Look, draw and write.

ears legs ~~arms~~ face



arms



1 Count and circle. Then write.

one two



arm / arms


two arms



leg / legs

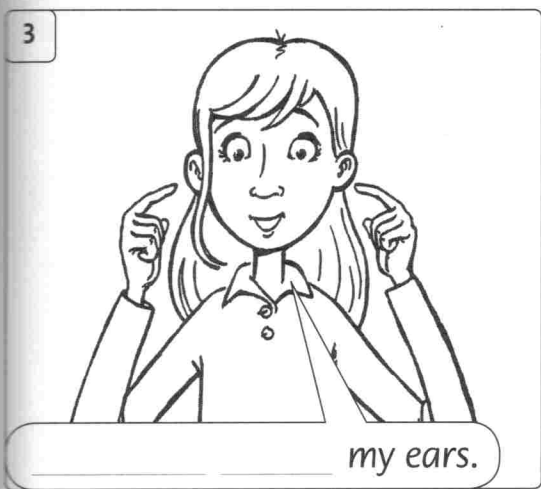





nose / noses



ear / ears

2 Look at the pictures and match. Then write.

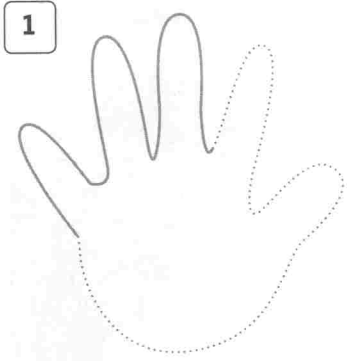


These are

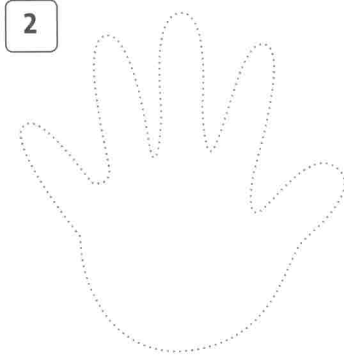


Lesson Three Words

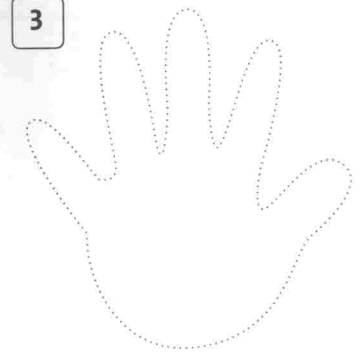
1 Read and trace.



Trace three fingers.




Trace five fingers.



Trace one finger.

2 Read and colour.



Colour the legs yellow.
Colour the eyes blue.
Colour the nose green.
Colour the ears red.
Colour the face pink.
Colour the hands orange.

3 Look at the picture again and write.

1 The eyes are blue.

3 The _____ is green.

5 The _____ are yellow.

2 The _____ are red.

4 The _____ are orange.

6 The _____ is pink.